

Report: Student Feedback on Unit (SFU) Survey

University of Western Sydney

Summary Traffic Light Report

Session: 2009.1 & 2009.2

TECHNICAL NOTES

Background

This report has been provided as a summary to the individual SFU reports and School-based reports for 2009.





Rating Scale Used

The data collected in this survey were based on a 5 point rating scale from 1 through to 5 as follows:

SD	Strongly Disagree	(1 on the rating scale)
D	Disagree	(2 on the rating scale)
N	Neutral	(3 on the rating scale)
A	Agree	(4 on the rating scale)
SA	Strongly Agree	(5 on the rating scale)

Unit Performance

A traffic light system (i.e. green, orange or red) is used to show Unit performance. Performance for each Unit's Item is measured as follows:

	Mean \geq 4.00 (Agree to Strongly Agree)
	Mean \geq 3.50 and $<$ 4.00 (approaching Agree)
	Mean $<$ 3.50 (closer to Neutral than Agree)
	$<$ 4 responses, therefore not enough data to determine

Means are rounded to 1 decimal place. This can affect the colour of the traffic lights. For example, a Unit Item with a mean of 3.95 would be rounded to 4.0 but would be highlighted orange, whereas one with a mean of 4.04 would also be rounded to 4.0 but be highlighted green.

REPORT A & B: STUDENT FEEDBACK ON UNITS (SFU), MEANS BY COLLEGE BY SCHOOL BY ITEM




These report provides an overall summary of SFU performance down to the School level across UWS for 2009.1 and 2009.2 respectively.

REPORT C: SUMMARY TABLE OF SFU COMMENTS - UWS, 2009

CEQuery provides a tabular summary of Best Aspect and Needs Improvement comments for UWS for sessions 2009.1 and 2009.2 separately.

REPORT A: STUDENT FEEDBACK ON UNITS (SFU), MEANS BY COLLEGE BY SCHOOL BY ITEM, 2009.1

Item	COA						COB						COHS						UWS	
	SCA	SoEdu	SHL	SoP	SSS	Total	SoA	SEF	SoL	SoMgt	SoMktg	Total	SBHS	SCM	SNS	SoEng	SoMed	SoN		Total
1. [Unit Content] - The unit covered what the unit outline said it would.	4.10	4.17	4.21	4.28	4.18	4.18	4.04	4.14	4.11	4.01	4.07	4.05	4.15	4.16	4.17	4.07	n.a	4.03	4.10	4.11
2. [Relevance] - I was able to see the relevance of this unit to my course.	4.01	4.31	3.87	4.26	4.07	4.06	3.97	4.13	4.12	3.99	4.02	3.95	4.17	3.91	4.06	3.98	n.a	3.97	4.03	4.01
3. [Learning Design] - The learning activities in this unit have helped my learning.	3.96	4.11	3.92	4.07	3.95	3.99	3.78	3.94	3.85	3.78	3.91	3.79	3.98	3.95	3.95	3.89	n.a	3.83	3.91	3.89
4. [Assessment Activities] - The assessments in this unit have helped me learn.	3.94	4.02	3.93	3.99	3.96	3.96	3.66	3.92	3.75	3.76	3.91	3.74	3.91	3.94	3.85	3.84	n.a	3.74	3.84	3.85
5. [Assessment Feedback] - I was able to learn from feedback I received in this unit.	3.79	3.74	3.78	3.70	3.80	3.77	3.47	3.74	3.56	3.59	3.68	3.58	3.60	3.75	3.58	3.61	n.a	3.58	3.61	3.66
6. [Assessment Guidelines] - There were clear guidelines for all assessment tasks in this unit.	3.78	3.91	3.94	3.95	3.85	3.89	3.75	4.01	3.81	3.70	3.74	3.77	3.85	3.93	3.74	3.77	n.a	3.64	3.76	3.80
7. [Learning Resources] - The learning resources provided for this unit helped me to engage in learning.	3.77	3.97	3.86	3.93	3.85	3.87	3.64	3.91	3.76	3.70	3.78	3.69	3.87	3.82	3.75	3.72	n.a	3.73	3.78	3.78
8. [Learning Flexibility] - The unit provided a reasonable amount of flexibility for study.	3.88	3.95	3.91	3.98	3.99	3.93	3.56	4.00	3.72	3.88	3.76	3.73	3.84	3.82	3.88	3.84	n.a	3.68	3.78	3.81
9. [Learning Spaces] - The teaching and learning spaces used for this unit were adequate.	3.96	3.94	3.99	4.05	4.01	3.98	3.73	3.98	3.85	3.91	3.90	3.83	3.95	3.91	3.99	3.86	n.a	3.79	3.88	3.90
10. [Workload] - The amount of work required in this unit was reasonable.	3.95	3.99	3.95	3.96	3.99	3.97	3.65	4.05	3.75	3.98	3.80	3.78	3.88	3.82	3.92	3.80	n.a	3.69	3.80	3.85
11. [Equity/Fairness] - In this unit, people treated each other fairly and with respect.	4.24	4.31	4.31	4.38	4.27	4.30	4.05	4.17	4.11	4.19	4.12	4.11	4.26	4.14	4.19	4.11	n.a	4.10	4.16	4.19
12. [Generic Skills] - This unit helped me develop my skills in critical thinking, analysing, problem solving and communicating.	3.92	4.07	3.92	4.05	3.97	3.97	3.73	3.96	3.91	3.82	3.92	3.81	3.90	3.91	3.91	3.90	n.a	3.84	3.88	3.89
13. [Overall Experience] - Overall, I've had a satisfactory learning experience in this unit.	4.00	4.11	4.03	4.11	4.07	4.06	3.77	4.05	3.91	3.89	3.95	3.84	4.01	3.89	3.96	3.87	n.a	3.83	3.91	3.94

Performance	
	>=4.00 (Agree to Strongly Agree)
	>=3.50 & <4.00 (closer to Agree than Neutral)
	<3.50 (closer to Neutral than Agree)

Units Surveyed:	71	61	78	43	77	330	26	43	43	67	35	214	100	53	83	70	0	46	352	932
Surveys Issued:	6,808	8,977	9,985	4,702	6,163	36,635	6,199	6,691	6,170	5,679	4,260	31,834	8,136	4,209	4,461	5,360	0	9,009	31,175	101,154
Surveys Returned:	4,107	3,565	5,896	2,275	2,697	18,540	4,129	2,608	3,107	3,402	2,555	17,471	4,740	1,669	2,177	1,909	0	6,204	16,699	53,413
Response Rate:	60%	40%	59%	48%	44%	51%	67%	39%	50%	60%	60%	55%	58%	40%	49%	36%	n.a	69%	54%	53%
Units with Nil Responses:	8	26	5	7	14	60	0	2	4	1	0	7	15	9	27	12	0	5	68	151

APPENDIX A: STUDENT FEEDBACK ON UNITS (SFU), MEANS BY COLLEGE BY SCHOOL BY ITEM, 2009.2

Item	COA						COB						COHS							UWS
	SCA	SoEdu	SHL	SoP	SSS	Total	SoA	SEF	SoL	SoMgt	SoMktg	Total	SBHS	SCM	SNS	SoEng	SoMed	SoN	Total	
1. [Unit Content] - The unit covered what the unit outline said it would.	4.01	4.17	4.16	4.22	4.15	4.14	3.98	4.18	4.17	4.01	4.06	4.06	4.11	4.14	4.25	4.04	3.86	3.94	4.05	4.08
2. [Relevance] - I was able to see the relevance of this unit to my course.	3.88	4.31	3.79	4.16	4.08	4.02	3.90	4.11	4.18	3.95	4.01	3.99	4.11	3.90	4.24	4.04	4.41	3.92	4.03	4.01
3. [Learning Design] - The learning activities in this unit have helped my learning.	3.76	4.14	3.86	3.94	3.93	3.94	3.71	3.98	3.95	3.76	3.86	3.82	3.96	3.89	4.10	3.90	4.00	3.71	3.87	3.87
4. [Assessment Activities] - The assessments in this unit have helped me learn.	3.77	4.05	3.90	3.85	3.92	3.91	3.57	3.97	3.93	3.74	3.86	3.77	3.90	3.88	4.02	3.89	3.36	3.64	3.80	3.83
5. [Assessment Feedback] - I was able to learn from feedback I received in this unit.	3.68	3.80	3.74	3.60	3.77	3.73	3.38	3.76	3.69	3.58	3.59	3.59	3.69	3.63	3.71	3.59	3.26	3.48	3.59	3.64
6. [Assessment Guidelines] - There were clear guidelines for all assessment tasks in this unit.	3.61	3.85	3.94	3.83	3.76	3.83	3.69	4.06	3.93	3.67	3.64	3.79	3.87	3.89	3.90	3.75	3.09	3.55	3.72	3.78
7. [Learning Resources] - The learning resources provided for this unit helped me to engage in learning.	3.63	3.96	3.85	3.82	3.82	3.83	3.56	3.97	3.85	3.67	3.70	3.72	3.83	3.80	3.89	3.74	3.69	3.64	3.75	3.77
8. [Learning Flexibility] - The unit provided a reasonable amount of flexibility for study.	3.81	3.93	3.82	3.94	4.02	3.89	3.52	4.04	3.87	3.83	3.75	3.77	3.82	3.86	4.02	3.89	3.64	3.62	3.78	3.81
9. [Learning Spaces] - The teaching and learning spaces used for this unit were adequate.	3.91	3.97	3.94	4.00	4.00	3.96	3.73	4.03	3.98	3.90	3.86	3.88	3.95	3.95	4.05	3.88	4.08	3.71	3.86	3.90
10. [Workload] - The amount of work required in this unit was reasonable.	3.86	3.94	3.81	3.90	4.04	3.89	3.57	4.06	3.89	3.87	3.74	3.80	3.85	3.86	4.02	3.91	3.56	3.66	3.80	3.83
11. [Equity/Fairness] - In this unit, people treated each other fairly and with respect.	4.21	4.31	4.28	4.31	4.26	4.27	4.03	4.20	4.17	4.19	4.09	4.13	4.19	4.14	4.23	4.12	4.28	3.99	4.10	4.16
12. [Generic Skills] - This unit helped me develop my skills in critical thinking, analysing, problem solving and communicating.	3.79	4.09	3.90	3.97	3.97	3.95	3.68	4.00	3.98	3.82	3.88	3.84	3.92	3.89	4.02	3.96	4.07	3.73	3.86	3.88
13. [Overall Experience] - Overall, I've had a satisfactory learning experience in this unit.	3.82	4.10	3.96	4.01	4.05	3.99	3.67	4.07	4.01	3.85	3.87	3.86	3.98	3.90	4.14	3.95	3.99	3.73	3.89	3.91

Performance	
	>=4.00 (Agree to Strongly Agree)
	>=3.50 & <4.00 (closer to Agree than Neutral)
	<3.50 (closer to Neutral than Agree)

Units Surveyed:	67	60	81	48	75	331	32	43	49	62	36	222	99	64	92	68	4	43	370	985
Surveys Issued:	5,794	8,246	9,493	4,615	5,870	34,018	5,565	6,071	7,049	6,483	3,974	30,353	7,070	4,700	4,121	4,289	354	9,410	29,944	96,187
Surveys Returned:	2,828	4,328	5,314	2,173	2,209	16,852	3,888	2,798	3,041	3,913	2,065	16,509	3,962	1,775	2,121	1,530	277	6,299	15,964	50,674
Response Rate:	49%	52%	56%	47%	38%	50%	70%	46%	43%	60%	52%	54%	56%	38%	51%	36%	78%	67%	53%	53%
Units with Nil Responses:	17	10	8	9	20	64	0	0	4	1	3	8	17	9	18	8	0	14	66	141

REPORT C: SUMMARY TABLE OF SFU COMMENTS - UWS, 2009
Frequency of Best Aspects and Needs Improvement Hits and Ratio of Best Aspects to Needs Improvements Hits

Domain and Sub Domain	2009.1						2009.2					
	Best Aspects	Needs to Improve	Total Hits	Rank of Total Hits	Odds BA/NI Hits	Rank of BA/NI	Best Aspects	Needs to Improve	Total Hits	Rank of Total Hits	Odds BA/NI Hits	Rank of BA/NI
assessment	2,767	8,491	11,258				2,337	7,820	10,157			
expectations	425	2,535	2,960	10	0.2	31	357	2,273	2,630	9	0.2	29
feedback	254	1,473	1,727	13	0.2	30	186	1,250	1,436	13	0.1	30
marking	216	917	1,133	18	0.2	28	159	932	1,091	18	0.2	28
relevance	519	508	1,027	19	1.0	22	467	478	945	19	1.0	22
standards	925	2,743	3,668	6	0.3	26	767	2,550	3,317	6	0.3	26
unspecified	428	315	743	20	1.4	18	401	337	738	20	1.2	21
course design	17,924	14,590	32,514				15,729	13,003	28,732			
flexibility	2,462	1,885	4,347	5	1.3	20	2,066	1,585	3,651	5	1.3	19
methods	10,166	6,110	16,276	1	1.7	15	8,778	5,188	13,966	1	1.7	16
practical theory links	1,581	709	2,290	11	2.2	12	1,515	762	2,277	11	2.0	13
relevance	2,046	1,564	3,610	7	1.3	19	1,774	1,427	3,201	7	1.2	20
structure	783	3,746	4,529	4	0.2	29	721	3,519	4,240	4	0.2	27
unspecified	886	576	1,462	16	1.5	17	875	522	1,397	14	1.7	17
outcomes	4,037	1,018	5,055				3,527	908	4,435			
further learning	37	2	39	31	18.5	1	39	1	40	31	39.0	1
intellectual	1,475	117	1,592	14	12.6	2	1,259	85	1,344	15	14.8	2
inter personal	289	47	336	23	6.1	5	198	46	244	23	4.3	8
knowledge skills	1,336	590	1,926	12	2.3	11	1,164	534	1,698	12	2.2	12
personal	136	13	149	26	10.5	4	128	11	139	26	11.6	3
unspecified	225	60	285	24	3.8	7	213	29	242	24	7.3	5
work application	539	189	728	21	2.9	10	526	202	728	21	2.6	10
staff	9,229	3,437	12,666				8,227	3,140	11,367			
accessibility	2,114	971	3,085	9	2.2	13	1,823	778	2,601	10	2.3	11
practical experience	69	6	75	28	11.5	3	61	6	67	29	10.2	4
quality	4,437	1,133	5,570	3	3.9	6	4,034	1,111	5,145	3	3.6	9
teaching skills	2,344	1,245	3,589	8	1.9	14	2,002	1,176	3,178	8	1.7	15
unspecified	265	82	347	22	3.2	9	307	69	376	22	4.4	7
support	3,691	5,683	9,374				3,257	4,934	8,191			
infrastructure	441	932	1,373	17	0.5	24	386	837	1,223	17	0.5	24
learning resources	2,255	3,789	6,044	2	0.6	23	2,005	3,287	5,292	2	0.6	23
library	19	53	72	29	0.4	25	16	52	68	28	0.3	25
social affinity	835	674	1,509	15	1.2	21	731	528	1,259	16	1.4	18
student administrator	51	193	244	25	0.3	27	28	195	223	25	0.1	31
student services	48	30	78	27	1.6	16	47	26	73	27	1.8	14
unspecified	42	12	54	30	3.5	8	44	9	53	30	4.9	6
Total Hits	37,648	33,219	70,867				33,077	29,805	62,882			